

Stakeholder Network Analysis

Neil Anderson

Electronics, Electrical Engineering and Computer Science

Queen's University Belfast

n.anderson@qub.ac.uk

Workshop – Introduction to Stakeholder Network Analysis : 6 May 2025

Survey Tool and Network Analysis

Creating and completing a simple survey
Survey analysis

Creating people and organisations

Creating a network survey
Network analysis
(examples of brokerage, closure, isolation)

Simple Surveys



Designer Preview Logic JSON Editor ↶ ↷ ⚙️ →

Short Survey

Description

[LOGO]

Page 1

Description

- Text based question**
- Pre-defined choice based question**
 Choice A

General

Title

Description

Show/hide title

Default language

Mode (edit/read only)

Simple Surveys



"SHORT SURVEY" SURVEY STATISTICS - 1 COMPLETIONS

2. PRE-DEFINED CHOICE BASED QUESTION

ChoiceA ChoiceB
ChoiceC



People and Groups












EDIT PERSON GROUP

NAME *

Hollywood Movies

UPDATE

People

FIRST NAME ^	SECOND NAME ^	COMMENT ^	ACTIONS
Tom	Hanks	Forrest Gump	 
Brad	Pitt	Fight Club	 
Matt	Damon	Good Will Hunting	 
Anne	Hathaway	The Dark Knight	 
Christian	Bale	The Dark Knight	 

Organisations and Groups








NAME *

WHO Health Demo

UPDATE

Organisations

NAME ^	URL ^	DESCRIPTION ^	ACTIONS
Global Institute for Noncommunicable Disease Research		Health Demo	
National Center for Chronic Disease Prevention		Health Demo	
Federal Office for NCD Management and Control		Health Demo	
Ministry of Noncommunicable Disease Health Initiatives		Health Demo	
Agency for Chronic Health Conditions and Wellness		Health Demo	

Network Analysis Terms



Isolates (disconnected): Nodes with no connections to other nodes in the network.

Brokerage: The role of a node that connects otherwise disconnected groups within the network.

Closure: The degree to which nodes in a network are interconnected, leading to tightly-knit groups or clusters.

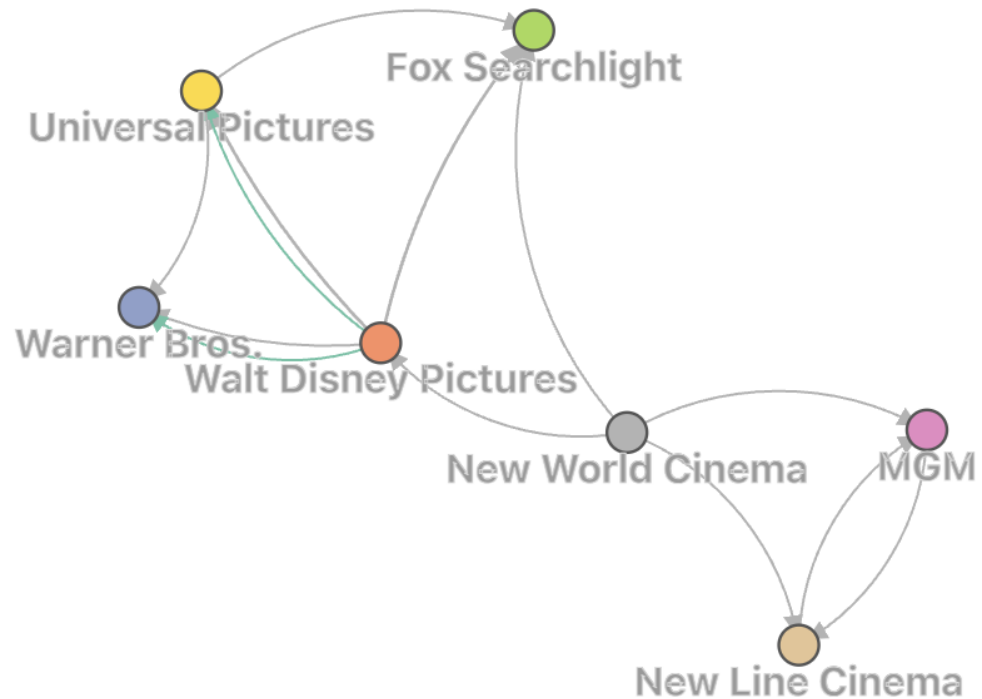
Betweenness Centrality: A measure of how often a node appears on the shortest paths between other nodes, indicating its potential influence over the flow of information.

Degree Centrality: The number of direct connections a node has. High degree centrality indicates a node with many connections.

Closeness Centrality: A measure of how close a node is to all other nodes in the network, based on the shortest paths. Nodes with high closeness centrality can quickly interact with all other nodes.

Network Analysis

2. WHICH STUDIO DO YOU WORK WITH?



Example of brokerage, but do we have the full picture?

Network Analysis

2. WHICH ORGANISATION DO YOU WORK WITH?



Another example of brokerage, with some examples of closure.

